

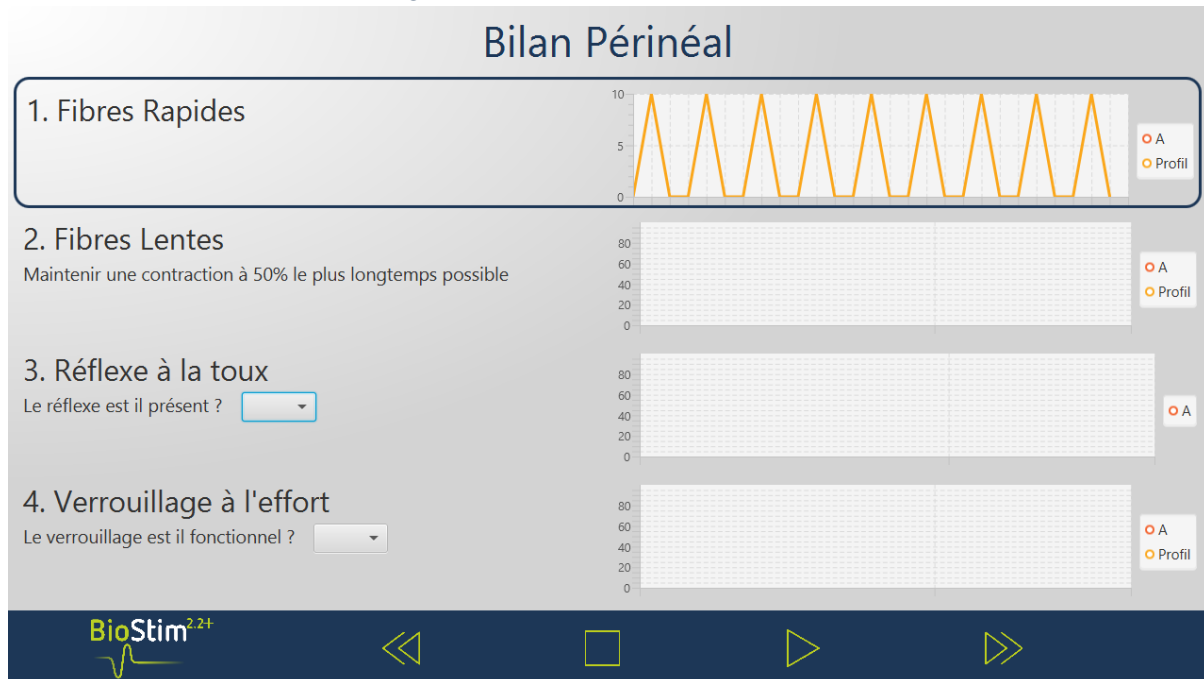
BioStim 1.18 Version


News in picture

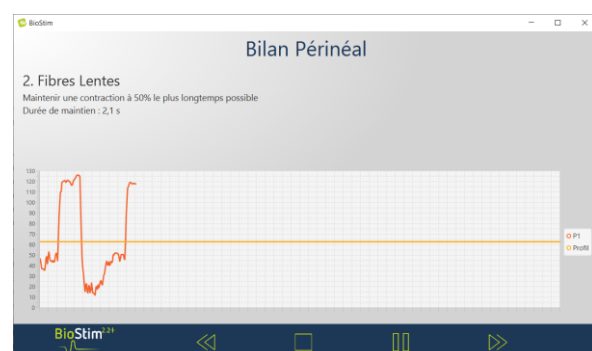
All versions

Perineal assessment

Creation of a new review program



➔ Each step starts by clicking on the title of the step, or on the button  (It is possible to chain the steps without pausing or clicking, by unchecking the option "Pause between stages of reports" in the configuration page.



→ The curves are analyzed automatically by the software and supplemented by manual entries (in particular to validate the presence of a reflex or the effectiveness of the locking). All the information is recorded in the patient file :

Suivi des séances

Bilan Périnéal

Bilans

| Date | Max | Nb Rapides | Maintien | Toux | Effort | |
|----------|-----|------------|----------|------|--------|---|
| 24/08/20 | 126 | 4 | 2,1 | Oui | Non | <div><div><div></div></div><div><div></div></div><div><div></div></div></div> |


Anorectal assessment

The anorectal assessment works in the same spirit as the perineal assessment. A first step measures the pressure of the anal canal, followed by assistance in the correct positioning of the probe.

Bilan Anorectal

1. Mesure de la pression du canal anal


Pression du canal anal : 124



2. Fibres Rapides


Contraction maximale : 123

Nombre de contractions effectuées : 1



3. Fibres Lentes


Maintenir une contraction à 50% le plus longtemps possible








4. Réflexe anal

Le réflexe est il présent ? Volume

Volume rectal



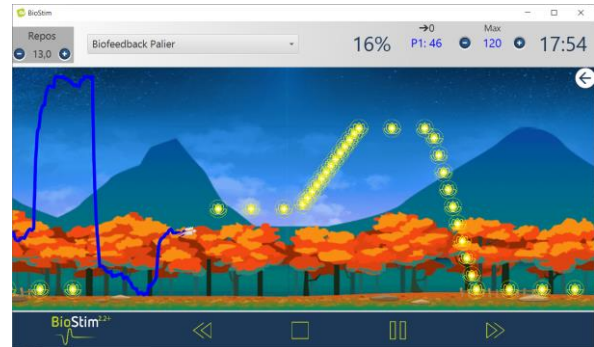
New animation available : Racing

A new animation is available. It allows you to understand the work of intensity and endurance.



New animation available : Perifit

A new animation is available, it allows to maintain a familiar environment for the patients who use a Perifit probe.



Bug correction

- Complete shutdown of the program when connecting the Biostim USB connection (the problem appears after Windows or Antivirus update): update of the USB.s library
- If the option "Show history in animations" is not checked, some animations did not work.