

Biostim 1.19 Version







News in picture

All versions

Patient page

Addition of an image in the session follow-up table, to improve readability.

To delete a program, you must from now on right-click on its name.

| Durée | Max Stim | Max | Réussite | |
|---|----------|-----|----------|---|
| 08/07/21 : Bilan BFB Rapide 00:30 | | 140 | 48 % |    |
| 08/07/21 : BioFeedBack Explosion 2 00:26 | | 140 | 53 % |    |
| 08/07/21 : Biofeedback Palier 00:37 | | 140 | 21 % |    |

Addition of a new document template (consent form).

Formulaires

Suivi des séances

Bilans

Lettre de consentement.pdf

bilan anorectal.pdf

bilan uro gyneco.pdf


Lettre de consentement.pdf

Lettre Medecin.pdf

suivi grossesse.xls

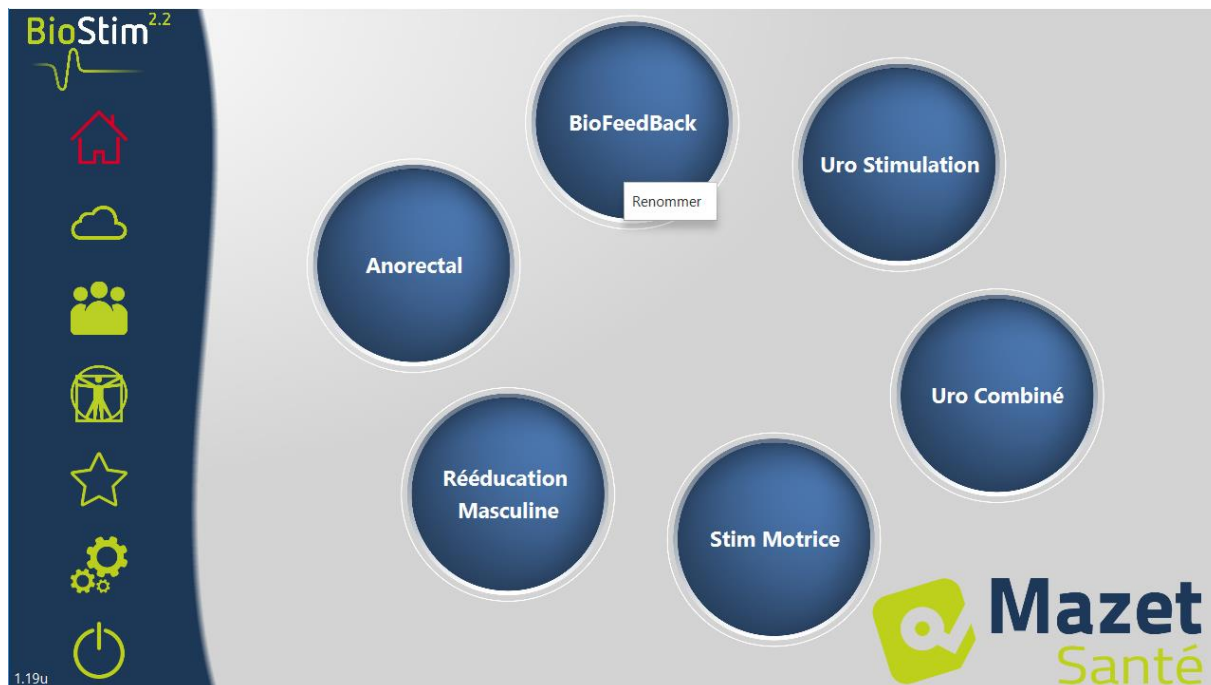
Document Personnalisé...

Ajouter






Navigation

It is now possible to rename the name of the categories by right-clicking on its name. By giving an empty name, we find the default name.



Logos are added to the left of the program name in order to quickly view:

- User programs 
- Assessments 
- Programs that contain stimulation 

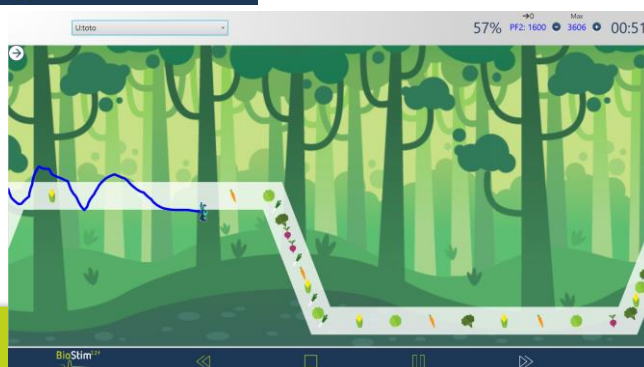
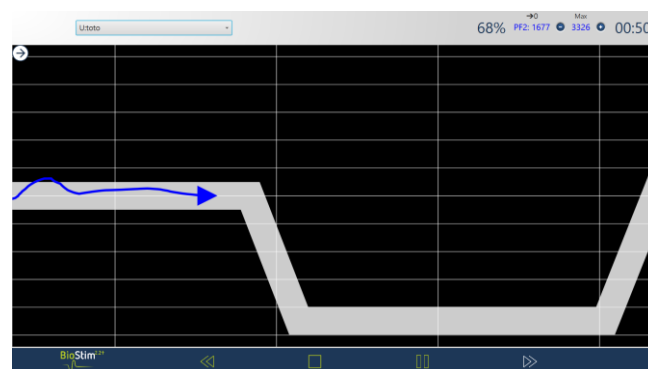
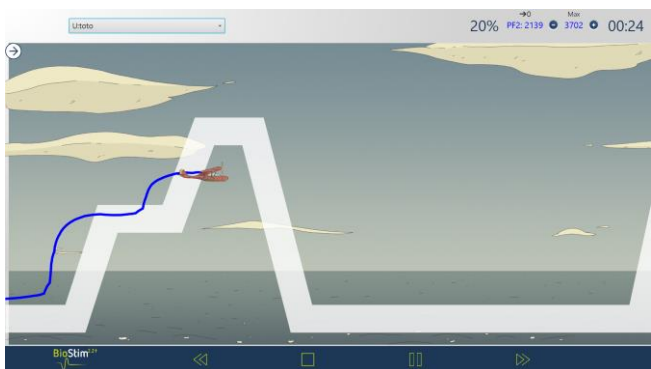
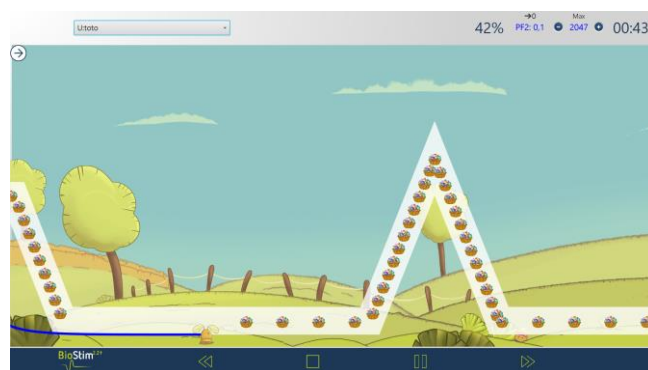
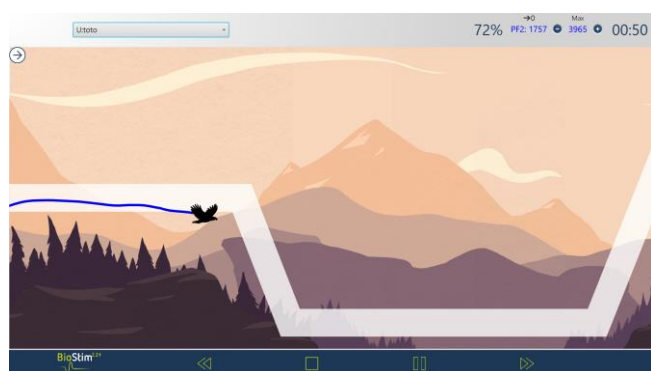


It is possible to move a user program to another category by right clicking on its name.

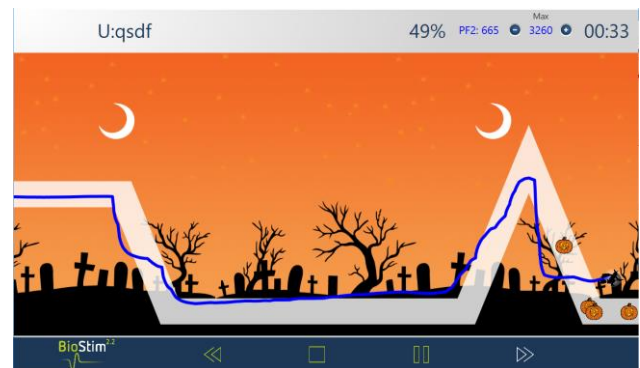
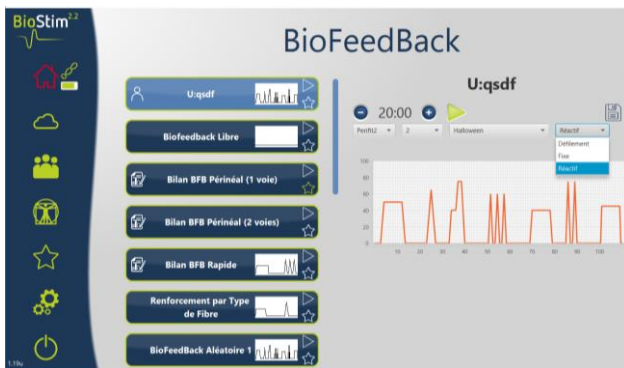


Animations

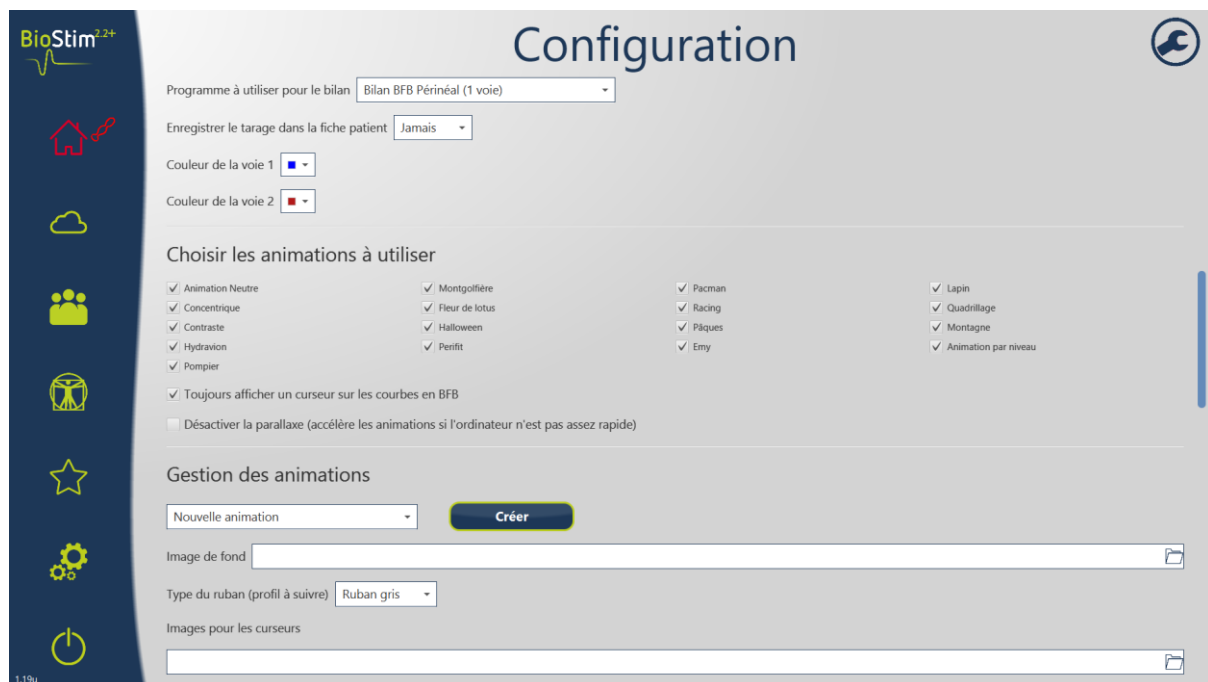
Addition of many animations (and return of the rabbit animation).



Addition of a reactive mode in which we see the profile appear at the last moment.



In order not to overload the drop-down menus, not all the animations are activated by default. You have to select them in the configuration page.



Notes: Some new animations use a multi-layered background to improve rendering. On entry-level PCs, this can down the animation. To avoid the slowing down, you can deactivate this function ("Disable parallax" option) under the list of animations.

Programs

Addition of a combined "Fatigable fibers" program that quickly alternates a plateau Biofeedback and stimulation at 50 Hz.

Modification of the combined « Stress incontinence" program where the Biofeedback profile is now a succession of 3 peaks instead of a plateau.

Version +

New mode: Drawing objects

Addition of a new mode in custom programs that allows you to have objects on the screen without defining a profile.



The drawing is done by selecting the image you want to add by clicking in the drawing area.

You can then move objects by dragging them with the mouse or delete them by clicking on them.

By selecting the "use animation objects" option, the objects added during the exercise will be those related to the chosen animation.

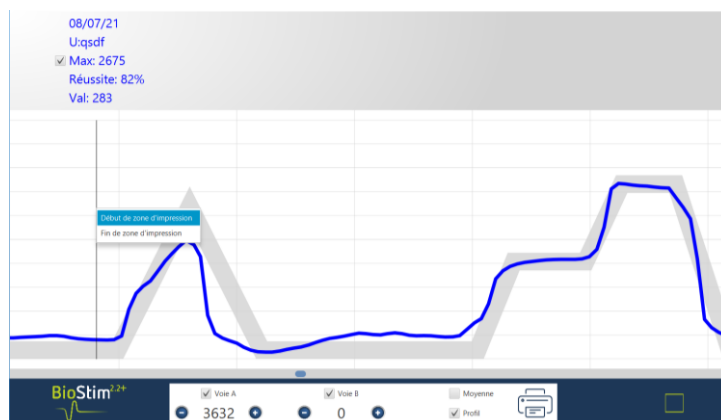
The "+" button to the right of the icons allows you to add personalized images. They can then be deleted by right-clicking on the thumbnail.

Printing

It is now possible to review, compare and print the assessments.



You can choose the area to print in review mode by right-clicking in the drawing area.

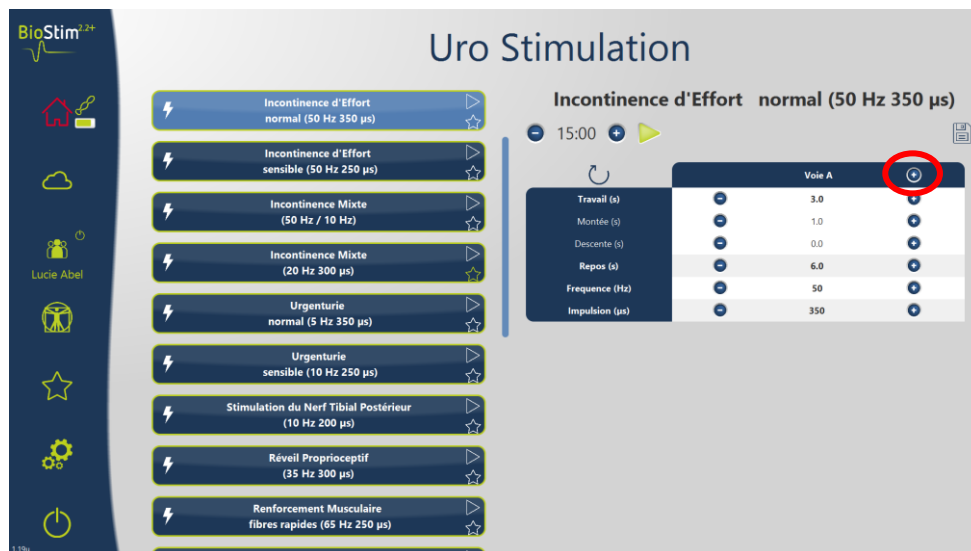


Side Panel on the left

The Side Panel is now on the left of the screen in order to less obstruct the viewing of programs.

Addition of a second stimulation channel

It is possible to add (or remove) a second stimulation channel using the "+" button at the top right of the program presentation table.



Others

- It is now impossible to launch a program if you are not connected to Biostim (red house). This prohibition can be circumvented by using the keyword "demo = 1" in the after-sales service page.
- By default, the calibration is no longer recorded in the patient file (avoids misunderstandings if a poorly done calibration persists for the following exercises).
- Improved error messages when connecting with a Bluetooth probe to facilitate problem resolution.
- Multiline comments are now displayed correctly in the table on the patient page.
- In some situations, a lag may occur in stimulation between the on-screen display and the pulses sent by the device. This has been corrected.
- Some buttons were cropped or misaligned on the stimulation programs overview page. This has been corrected.
- After 30 days of use, addition of a logo to the main page to encourage users to provide feedback on the device.
- Addition of the version number at the bottom left of the menu to facilitate remote diagnosis.